

# 323

## HYDRAULIC EXCAVATOR



**Engine Power**

121 kW (162 hp)

**Operating Weight – North America**

25 100 kg (55,336 lb)

**Operating Weight – Europe/Australia  
and New Zealand**

24 400 kg (53,793 lb)

Cat® C7.1 ACERT™ Engine meets U.S. EPA Tier 4 Final and EU Stage IV emission standards with an aftertreatment system that requires no operator input or downtime.



## NEXT GENERATION EXCAVATORS

The new line of Cat® Excavators was designed with a new approach to equipment families that gives you:

- + MORE MODEL OPTIONS
- + MORE STANDARD TECHNOLOGIES
- + MORE PRICE POINTS

Ready to help you make your business stronger, Cat Excavators give you new ways to get the most work done at the lowest cost—so you put more money in your pocket.



# THE NEW CAT<sup>®</sup> 323

HIGH PRODUCTION PERFORMANCE

**THE CAT 323** delivers power, speed and high production performance. With more standard technology than previous models, the highest lift capacity in the line-up, plus reduced fuel and maintenance costs, the Cat 323 has all you need to take your business to the next level.



## INCREASE EFFICIENCY UP TO 45%<sup>1</sup>

The Cat 323 offers the industry's highest level of standard factory-equipped technology, including Cat Grade with 2D, Grade with Assist and Payload.

## REDUCE FUEL CONSUMPTION UP TO 20%<sup>2</sup>

A precise combination of lower engine speed and a large hydraulic pump delivers top performance while burning less fuel.

## LOWER MAINTENANCE COSTS UP TO 15%<sup>3</sup>

Extended and more synchronized maintenance intervals increase uptime and reduce costs compared to the 323F.

<sup>1</sup> Operator efficiency gains compared to traditional grading methods.

<sup>2</sup> Compared to the 323F.

<sup>3</sup> Cost reduction based on 12,000 hours of operation.



## FUEL EFFICIENCY SAVINGS ADD UP

### SCENARIO:

Excavators working in a heavy-duty application, 1,000 hours/year

FUEL BURN PER YEAR




### CALCULATION:

#### 323F:

5.0 GAL/HR X 1,000 HR/YR = 5,000 GAL/YR  
18.93 L/HR X 1000 HR/YR = 18 930 L/YR

#### NEW 323:

(5.0 GAL/HR X 80%) X 1,000 HR/YR = 4,000 GAL/YR  
(18.93 L/HR X 80%) X 1000 HR/YR = 15 144 L/YR



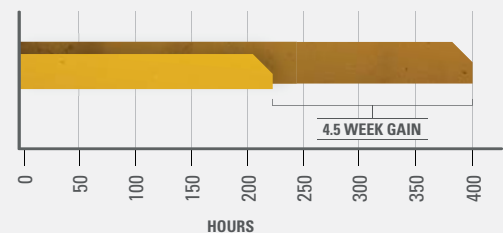
# STANDARD CAT CONNECT TECHNOLOGY

**GETS JOBS DONE FASTER  
WITH LESS REWORK**

**Onboard Cat Connect Technology** gives you the edge. Operators of all experience levels will dig, load and grade with more confidence, speed and accuracy. The result? Better productivity and lower costs.

## WHAT WOULD YOU DO WITH 4.5 MORE WEEKS?

**45% GAIN WITH TECHNOLOGY**  
means same amount of work done faster



- PREVIOUS YEAR:**
  - USING TRADITIONAL GRADING METHODS  
400 hours/year, grading with stakes and checkers
- CURRENT YEAR:**
  - USING NEW CAT 323 WITH CAT CONNECT TECHNOLOGY  
220 hours/year, with standard Cat Grade



## INCREASE EFFICIENCY UP TO 45% WITH CAT CONNECT TECHNOLOGY

### STANDARD, SIMPLE-TO-USE TECHNOLOGIES INCLUDE:



#### STANDARD CAT GRADE WITH 2D

Cat Grade with 2D helps operators reach grade faster. Operators cut and fill to exact specifications without overcutting. No grade checkers are needed so the work area is safer.



#### STANDARD CAT GRADE WITH ASSIST

Automated boom, stick and bucket movements deliver more accurate cuts with less effort. The operator simply sets the depth and slope into the monitor and activates single-lever digging.



#### STANDARD CAT PAYLOAD

Cat Payload technology delivers precise load targets with on-the-go weighing, which helps prevent over/under-loading and maximizes efficiency. Automated tracking helps manage production and lower cost.

#### AVAILABLE OPTIONAL UPGRADES

Cat Grade with Advanced 2D and Cat Grade with 3D increase productivity and expand grading capabilities. Grade with Advanced 2D adds in-field design capabilities through an additional 10-inch (254 mm) high-resolution touchscreen monitor. Grade with 3D adds GPS and GLONASS positioning for pinpoint accuracy.

# REAL-TIME INFORMATION FROM CAT LINK

## TAKE THE GUESSWORK OUT OF MANAGING YOUR EQUIPMENT

---

Cat Link hardware (Product Link™) and software (VisionLink®) work together to put equipment information at your fingertips. Get real-time access to information on every machine in your fleet on any jobsite—no matter the size of the operation or the brands of equipment you run.



### **PRODUCT LINK™**

Track asset location, hours, fuel usage, diagnostic codes, idle time and more to improve your productivity and lower your operating costs. Cellular connectivity comes standard. Satellite connectivity is available.



### **VISIONLINK®**

Using the online VisionLink interface, you can see a common, collective view of your information, making it easier to manage a mixed fleet and make informed decisions about your equipment.




### **MY.CAT.COM**

You can also access Caterpillar and Cat dealer information at [my.cat.com](http://my.cat.com). My.cat.com gives you access to PM schedules, parts and service records, warranty coverage and more—with a single login. Plus, you can link directly to your VisionLink account.

# NEW CAB TAKES THE HARD OUT OF WORK

Sites where excavators typically work are rugged and challenging. That's why it's important that the 323 cab protects the operator as much as possible from the fatigue, stresses, sounds and temperatures of the job.



## NEW SEAT AND JOYSTICK CONSOLE REDUCE FATIGUE

Comfort and efficiency of movement keep operators productive and alert all shift long. The new standard seat is wide and adjustable for operators of virtually any size. The Deluxe cab package includes a heated air suspension seat; the Premium seat is both heated and cooled.



## TOUCHSCREEN MONITOR

Most machine settings can be controlled through the high-resolution 8-inch/203 mm (or optional 10-inch/254 mm) touchscreen monitor. It offers 42 languages and is easy to reach from the seat—no twisting or turning.

## NEW SMART MODE

The new Smart Mode (one of three power mode settings) automatically adjusts engine and hydraulic power for the highest fuel efficiency—less power for tasks such as swinging and more power for digging.

## CUSTOMIZABLE JOYSTICKS

Joystick function can be customized through the monitor. Joystick pattern as well as response can be set to match operator preference. All preferences are saved with the Operator ID and restored at log-in.

## KEYLESS PUSH START

The 323 uses a keyless push-button engine start. This adds security for the machine by using Operator ID codes to limit and track machine access. Codes can be entered manually, via an optional Bluetooth® key fob or smartphone app.





A QUIET, SAFE WORKSPACE

# BUILDS OPERATOR CONFIDENCE

---

## ISO-CERTIFIED ROPS CAB

The ISO-certified ROPS cab is sound-suppressed and sealed. The windows and lower front profile of the machine give outstanding visibility to the work area without the strain of constantly leaning forward.

---

## ALL-AROUND VISIBILITY

A standard rearview camera keeps operators aware of their surroundings at all times. An optional 360° Visibility feature is also available.

---

## EASY ACCESS, CONNECTIVITY AND STORAGE

Convenience features include Bluetooth integrated radio, USB ports for charging and phone connectivity, 12V DC outlets and AUX port, storage in rear, overhead and console compartments, and cup and bottle holders.



# SAFETY FEATURES

## LOOK OUT FOR YOUR PEOPLE AND YOUR EQUIPMENT

Daily maintenance checks can be performed with 100% of the points accessible from ground level, making maintenance faster, easier and safer. Checkpoints include the engine oil dipstick, fuel water separator, fuel tank water and sediment drains, and cooling system coolant level check.

### KEEP YOUR EXCAVATOR SECURE

Use your PIN code on the monitor, the optional Bluetooth key fob or your smartphone to enable the push-button starting feature.

## STAY SAFE EVERY DAY

### FACT:

#1 cause of construction accidents: **FALLS\***


### FALLS

**49%** OF FALLS RESULT IN SERIOUS INJURY

**30%** OF FALLS RESULT IN DEATH

### NEW 323

**100%** GROUND-LEVEL MAINTENANCE HELPS PREVENT FALLS



\*<https://www.ncbi.nlm.nih.gov/pmc/articles/PMC4962179/>



**PROTECTION IN  
ALL DIRECTIONS**



**E-WALL SWING**



**E-WALL FORWARD**



**E-WALL CAB PROTECTION**



**E-WALL CEILING**



**E-WALL FLOOR**

**STANDARD 2D E-FENCE TECHNOLOGY**

The standard 2D E-fence feature automatically stops excavator motion using boundaries you set in the monitor for the entire working envelope—above, below, sides and front. E-fence features protect equipment from damage and reduce fines related to zoning or underground utility damage. Automatic boundaries even help prevent operator fatigue by reducing over-swinging and over-digging.



**LOWER MAINTENANCE COSTS  
UP TO 15%**

With extended and more synchronized maintenance intervals, you get more done at a lower cost compared to the 323F. Consolidated filter locations make service faster. Hydraulic, air and fuel tank filters have increased capacity and longer life.

**KEY MAINTENANCE COST REDUCTIONS INCLUDE:**

- + Consolidated filter locations to reduce service time.
- + Multiple oil filters with extended maintenance intervals, plus a new higher dirt capacity hydraulic filter.
- + The new Cat air filter design results in a 100% increase in service life compared to our previous filter.
- + Maintenance intervals for the fuel system filters are synchronized for reduced downtime.

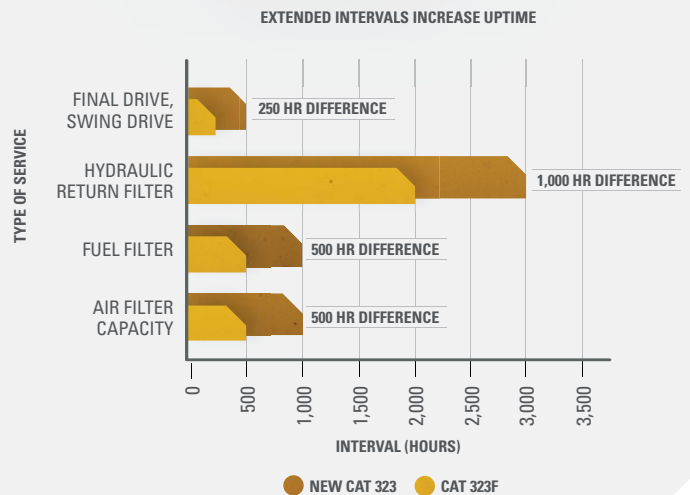


**STOP LESS. WORK MORE.**

WITH THE NEW 323, YOU'LL USE

**217 GAL | 820 L LESS OIL\***

**50 FEWER FILTERS\***



\*Based on 12,000 operating hours.

# INCREASE YOUR PRODUCTIVITY AND PROFIT WITH CAT ATTACHMENTS

You can easily expand the performance of your machine by utilizing any of the variety of Cat Attachments. Each Cat Attachment is designed to fit the weight and horsepower of Cat Excavators for improved performance, safety and stability.

**BUCKETS**



**GRAPPLES**



**HYDRAULIC HAMMERS**



**MULTI-PROCESSORS**



**QUICK COUPLERS**



**RAKES**



**RIPPERS**



**SECONDARY PULVERIZERS**



**SHEARS**



**THUMBS**



**VIBRATORY PLATE  
COMPACTORS**



# TECHNICAL SPECIFICATIONS

See [cat.com](http://cat.com) for complete specifications.

ENGINE		
Engine Model	Cat C7.1 ACERT	
Gross Power – ISO 14396/SAE J1995	122 kW	164 hp
Net Power – ISO 9249/SAE J1349	121 kW	162 hp
Engine RPM		
Operation	1,650 rpm	
Travel	1,800 rpm	
Bore	105 mm	4 in
Stroke	135 mm	5 in
Displacement	7 L	428 in <sup>3</sup>
HYDRAULIC SYSTEM		
Main System – Maximum Flow (Implement)	429 L/min	113 gal/min
Maximum Pressure – Equipment – Normal	35 000 kPa	5,075 psi
Maximum Pressure – Equipment – Heavy Lift Mode	38 000 kPa	5,510 psi
Maximum Pressure – Travel	34 300 kPa	4,974 psi
Maximum Pressure – Swing	26 800 kPa	3,886 psi
MACHINE WEIGHT		
Operating Weight – North America	25 100 kg	55,336 lb
Reach boom, R2.9 m (9'6") stick, 1.38 m <sup>3</sup> (1.81 yd <sup>3</sup> ) HD bucket and 790 mm (31") triple grouser HD shoes, 4.2 mt (9,300 lb) counterweight.		
Operating Weight – Europe/Australia and New Zealand	24 400 kg	53,793 lb
Reach boom, R2.9 m (9'6") stick, 1.38 m <sup>3</sup> (1.81 yd <sup>3</sup> ) HD bucket and 600 mm (24") triple grouser shoes, 4.2 mt (9,300 lb) counterweight.		
SERVICE REFILL CAPACITIES		
Fuel Tank	345 L	86.6 gal
Cooling System	25 L	6.6 gal
Engine Oil	25 L	6.6 gal
Swing Drive (each)	5 L	1.3 gal
Final Drive (each)	5 L	1.3 gal
Hydraulic System (including tank)	234 L	61.8 gal
Hydraulic Tank	115 L	30.4 gal
DEF Tank	41 L	10.8 gal

DIMENSIONS		
<b>Boom</b>	<b>Reach 5.7 m (18'8")</b>	
<b>Stick</b>	<b>Reach 2.9 m (9'6")</b>	
<b>Bucket</b>	<b>1.30 m<sup>3</sup> (1.70 yd<sup>3</sup>)</b>	
Shipping Height (top of cab)	2960 mm	9'9"
Handrail Height	2950 mm	9'9"
Shipping Length	9530 mm	31'3"
Tail Swing Radius	2830 mm	9'3"
Length to Center of Rollers	3650 mm	12'0"
Ground Clearance	470 mm	1'7"
Track Gauge	2380 mm	7'9"
Transport Width – 600 mm (24") Shoes	2980 mm	9'9"
Transport Width – 790 mm (31") Shoes	3170 mm	10'5"
Counterweight Clearance	1050 mm	3'5"
WORKING RANGES AND FORCES		
<b>Boom</b>	<b>Reach 5.7 m (18'8")</b>	
<b>Stick</b>	<b>Reach 2.9 m (9'6")</b>	
<b>Bucket</b>	<b>1.30 m<sup>3</sup> (1.70 yd<sup>3</sup>)</b>	
Maximum Digging Depth	6730 mm	22'1"
Maximum Reach at Ground Level	9870 mm	32'5"
Maximum Cutting Height	9450 mm	31'0"
Maximum Loading Height	6480 mm	21'3"
Minimum Loading Height	2160 mm	7'1"
Maximum Depth Cut for 2440 mm (8'0") Level Bottom	6560 mm	21'6"
Maximum Vertical Wall Digging Depth	5740 mm	18'10"
Bucket Digging Force (ISO)	140 kN	34,308 lbf
Stick Digging Force (ISO)	107 kN	26,094 lbf
Bucket Digging Force (SAE)	124 kN	30,383 lbf
Stick Digging Force (SAE)	104 kN	25,340 lbf

# CAB FEATURES

FEATURE	DESCRIPTION	DELUXE	PREMIUM
ROPS	Standard Sound Suppression	●	×
	Advanced Sound Suppression	×	●
High-Resolution Monitor	203 mm (8 inch) Touchscreen	●	●
	254 mm (10 inch) Touchscreen	○	○
Keyless Push-to-Start	Engine Control	●	●
	Monitor Control	●	●
Air Conditioning	Automatic Bi-level	●	●
	Air Adjustable	●	●
Suspension Seat with Seat Belt	Automatic	×	●
	Heated	●	×
	Heated & Cooled	×	●
Console	Infinitely Adjustable	●	●
	Tilt-Up Left Side	●	●
Bluetooth Integrated Radio	With USB Ports	●	●

● - standard ○ - optional × - not available

# STANDARD & OPTIONAL EQUIPMENT

Standard and optional equipment may vary. Consult your Cat dealer for details.

323 CAB	STANDARD	OPTIONAL
ROPS, standard sound suppression <i>Deluxe cab</i>	•	
ROPS, advanced sound suppression <i>Premium cab</i>	•	
Air-adjustable seat with heat <i>Deluxe only</i>	•	
Auto-adjustable seat with heat and air ventilation <i>Premium only</i>	•	
High-resolution 203 mm (8 inch) LCD touchscreen monitor	•	
High-resolution 254 mm (10 inch) LCD touchscreen monitor		•
CAT CONNECT TECHNOLOGY	STANDARD	OPTIONAL
Cat Product Link	•	
Cat Grade with 2D	•	
Cat Grade with Advanced 2D		•
Cat Grade with 3D		•
Cat Grade with Assist	•	
Cat Payload	•	
ENGINE	STANDARD	OPTIONAL
Three selectable power modes	•	
Auto engine idle shutdown	•	
52° C (125° F) high-ambient cooling capacity	•	
-32° C (-25° F) cold start capability		•
Reversing electric cooling fans	•	
Biodiesel capability up to B20	•	
HYDRAULIC SYSTEM	STANDARD	OPTIONAL
Boom and stick regeneration circuits	•	
Boom and stick lowering check valves		•
Auto hydraulic warm up	•	
Auto two-speed travel	•	
Boom and stick drift reduction valve	•	
Hammer return filter circuit		•
Combined flow/high-pressure auxiliary circuit		•
Medium-pressure circuit		•
Quick coupler circuit for Cat Pin Grabber		•

BOOM AND STICK	STANDARD	OPTIONAL
5.7 m (18'8") reach boom, 2.9 m (9'6") stick	•	
5.7 m (18'8") HD reach boom, 2.9 m (9'6") HD stick		•
UNDERCARRIAGE AND STRUCTURES	STANDARD	OPTIONAL
600 mm (24") triple grouser shoes		•
700 mm (28") triple grouser shoes		•
790 mm (31") triple grouser shoes	•	
900 mm (35") triple grouser shoes		•
Tie-down points on base frame	•	
4200 kg (9,300 lb) counterweight		•
5400 kg (11,900 lb) counterweight	•	
ELECTRICAL SYSTEM	STANDARD	OPTIONAL
Two 1,000 CCA maintenance-free batteries	•	
Programmable time-delay LED working lights	•	
LED chassis light, left-hand/right-hand boom lights, cab lights	•	
SERVICE AND MAINTENANCE	STANDARD	OPTIONAL
Sampling ports for Scheduled Oil Sampling (S-O-S <sup>SM</sup> )	•	
Ground-level and platform-level engine oil dipsticks	•	
Remote flash	•	
SAFETY AND SECURITY	STANDARD	OPTIONAL
Rearview camera	•	
Right-hand-side camera	•*	•*
Right-hand mirror	•	
360° Visibility		•
Ground-level engine shutoff switch	•	
Right-hand handrail and hand hold	•	
Signaling/warning horn	•	

\*Europe standard; other regions optional.

**Not all features are available in all regions. Please check with your local Cat dealer for specific offering availability in your area.**

For additional information, refer to the Technical Specifications brochures for the 320 GC, 320 and 323 models available at [www.cat.com](http://www.cat.com) or your Cat dealer.

# BUILT FOR IT.™

For more complete information on Cat products, dealer services and industry solutions, visit us on the web at [www.cat.com](http://www.cat.com)

© 2017 Caterpillar. All Rights Reserved.

VisionLink® is a trademark of Trimble Navigation Limited, registered in the United States and in other countries.

Materials and specifications are subject to change without notice. Featured machines in photos may include additional equipment. See your Cat dealer for available options.

CAT, CATERPILLAR, BUILT FOR IT, their respective logos, "Caterpillar Yellow," the "Power Edge" trade dress as well as corporate and product identity used herein, are trademarks of Caterpillar and may not be used without permission.  
[www.cat.com](http://www.cat.com) [www.caterpillar.com](http://www.caterpillar.com)

AEXQ2331-01  
Replaces AEXQ2331  
Build Number: 07A

